

प्रेषक,

अपर मुख्य सचिव,
बेसिक शिक्षा,
उ0प्र0 शासन, लखनऊ।

सेवा में,

श्री वी0बी0 गौराला
निदेशक (एम0डी0एम0),
मानव संसाधन विकास मंत्रालय,
स्कूल शिक्षा एवं साक्षरता विभाग,
शास्त्री भवन, नई दिल्ली।

शिक्षा अनुभाग-3

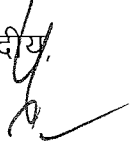
लखनऊ दिनांक 03 दिसम्बर, 2018

विषय: वित्तीय वर्ष 2018-19 के द्वितीय त्रैमास (जुलाई, 2018 से सितम्बर, 2018) की त्रैमासिक प्रगति आख्या के प्रेषण के सम्बन्ध में।

महोदय,

मध्याह्न भोजन योजना की वित्तीय वर्ष 2018-19 के द्वितीय त्रैमास (जुलाई, 2018 से सितम्बर, 2018) की त्रैमासिक प्रगति आख्या निर्धारित प्रारूप पर संलग्न प्रेषित है।

संलग्नक:-उक्तवत्।

भवदीय


(प्रभात कुमार)
अपर मुख्य सचिव

[Mid-Day Meal Scheme]
Quarterly Progress Report

Table: QT-1

STATE: UTTAR PRADESH
Financial Year: 2018-19
Quarter: 1st
Period: JULY to SEPTEMBER 2018

Table: QT-1: COVERAGE (Primary)

Sl. No.	Types of Schools/Centres	TARGET as per PAB-MDM approval			Total No. of existing schools as on date	Enrollment	Number of Children opted for MDM	ACHIEVEMENT					
		No. of Schools /Centres	No. of Children	No. of working days as per PAB Approval for FY				No. of Schools/Centres actually served	No. of meals served	No. of working days	Average number of children (=10/11)	% coverage against PAB approval (=12/4)	% coverage against enrollment (=12/7*100)
1	Govt Schools	24	7784140	244	147	19055	19055	143	792477	71	11162		58.58
2	Local Body Schools	113282	7784140	244	113360	11681311	11681311	1158	505092757	71	7113982		60.90
3	Govt Aided Schools	572	7784140	244	1240	254385	254385	1158	9521587	72	132244	94.35	51.99
4	EGS Centres	0	7784140	244	0	0	0	0	0	0	0		0.00
5	AIE Centres	0	7784140	244	0	0	0	0	0	0	0		0.00
6	Madarasa /Maqtabas	69	7784140	244	505	153811	153811	476	6038540	72	83869		54.53
7	NCLP	0	7784140	244	0	0	0	0	0	0	0	0.00	0.00
	Total	113947	7784140	244	115252	12108562	12108562	115107	521445361	71	7344301	94.35	60.65

Note: In total no. Of existing schools 115252, 1302 schools are UPS including PS (Class 1 to 8).

Date: _____
Place: LUCKNOW

(अतिरिक्त प्रमुख निरीक्षक)
मुख्य निरीक्षक
मध्यम शैक्षणिक विभाग
उत्तर प्रदेश

(अखिल प्रमुख निरीक्षक)
मुख्य निरीक्षक
मध्यम शैक्षणिक विभाग
उत्तर प्रदेश, लखनऊ

(Signature)
Secretary of the Nodal Department
Government of Uttar Pradesh

[Mid-Day Meal Scheme]
Quarterly Progress Report

Table: QT-1A


STATE: UTTAR PRADESH
Financial Year: 2018-19
Quarter: 1st
Period: JULY to SEPTEMBER 2018


Table: QT-1A: COVERAGE (Upper Primary)

Sl. No.	Types of Schools/Centres	TARGET as per MDM-PAB approval				ACHIEVEMENT										
		No. of Schools /Centres		No. of Children	No. of working days as per PAB Approval for FY	Total No. of existing schools as on date	Enrollment	Number of Children opted for MDM	No. of Schools/Centres actually served		No. of meals served	No. of working days	Average number of children (=12/13)	% coverage against PAB approval (=14/5)	% coverage against enrollment (=14/8*100)	
Upper Primary	Upper Primary with Primary classes	Upper Primary	Upper Primary with Primary classes						10	11						12
1	Govt Schools	396	123		521	90949	90949	343	119	359057	71	50571		55.60		
2	Local Body Schools	45612	75		45688	3702496	3702496	45610	68	159256243	71	2243046		60.58		
3	Govt Aided Schools	7019	666	3262804	7685	1753294	1753294	6460	597	62827343	71	884892	98.38	50.47		
4	EGS Centres	0	0		0	0	0	0	0	0	0	0	0.00	0.00		
5	AIE Centres	0	0		0	0	0	0	0	0	0	0	0.00	0.00		
6	Madarsa /Maqabbs	46	435		482	66274	66274	21	413	2876530	72	39952		60.28		
7	NCLP	513	0	16484	534	22226	22226	367	0	515115	67	7688		34.59		
	Total	53586	1299	3279288	54910	5635239	5635239	52801	1197	229065788	71	3226279	98.38	57.25		

Note: In total no. Of existing schools 54910, 1302 schools are UPS including PS (Class 1 to 8).

Date: _____
Place: LUCKNOW


(अनिल कुमार श्रीवास्तव)
मुख्य निरीक्षक एवं सहायक
संयोजक


(अब्दुल ख़ादर)
निदेशक
संयोजक भोजन प्राधिकरण
उत्तर प्रदेश, लखनऊ।

(Signature)
Secretary of the Nodal Department
Government of Uttar Pradesh

[Mid-Day Meal Scheme]
Quarterly Progress Report

Table: QT-2

STATE: UTTAR PRADESH
Financial Year: 2018-19
Quarter: 1st
Period: JULY to SEPTEMBER 2018

Table: QT-2: UTILISATION OF FOODGRAINS (PRY & U PRY)

(Quantity in MTs)

Sl. No.	Foodgrains	PRIMARY							UPPER PRIMARY						
		Annual Allocation	Allocation for the current Qtr.	Opening Balance at the Starting of the Qtr.	Lifted from FCI during the Qtr	Aggregate quantity Consumed at School level	Balance* Stock at the end of the Qtr (col.5+6-7)	Annual Allocation	Allocation for the current Quarter	Opening Balance at the Starting of the Qtr.	Lifted from FCI during the Qtr	Aggregate quantity Consumed at School level	Balance* Stock at the end of Qtr (col.11+12-13)		
1	Rice	127255.12	34288.320	11326.68	34288.32	34667.78	10947.23	80522.38	22179.20	12455.55	22073.16	22850.43	11678.28		
2	Wheat	62677.90	17663.850	2332.51	17663.75	17372.35	2623.91	39660.28	11425.32	7472.15	11340.73	11466.43	7346.46		
	Total	189933.02	51952.17	13659.19	51952.07	52040.13	13571.13	120182.66	33604.52	19927.70	33413.89	34316.85	19024.74		

*: Includes unspent balance at State, District, Block and schools/cooking agencies level at the end of quarter.

Date: _____
Place: LUCKNOW

(Signature)
Secretary of the Nodal Department
Government of Uttar Pradesh

(अमित कुमार श्रीवास्तव)
मुख्य निदेशक, योजना अधिकारी
मध्य प्रदेश सरकार

(अब्दुल समद)
निदेशक
मध्याह्न भोजन प्राधिकरण
उत्तर प्रदेश, लखनऊ।

[Mid-Day Meal Scheme]
Quarterly Progress Report

Table: QT-2A

STATE: UTTAR PRADESH
Financial Year: 2018-19
Quarter: 1st
Period: JULY to SEPTEMBER 2018

Table: QT-2A: STATUS OF PAYMENT OF COST OF FOOD GRAINS TO FCI

Stage	Foodgrain allocated for the quarter(in MTs)	Funds Released by GOI (Rs. in lakh)	Foodgrain lifted during the quarter	Bill raised by FCI		Payment to FCI	
				Qty (in MT)	Amount (Rs in Lakhs)	Qty (in MT)	Amount (Rs in Lakhs)
1	2	3	4	5	6	7	8
Primary	85556.69	1831.84	85365.96	63782.22344	1462.25	2833.482	885.81
Upper Primary							
Total	85556.69	1831.84	85365.962	63782.22344	1462.25	2833.482	885.81

Date: _____
Place:LUCKNOW

(अमित कुमार श्रीवास्तव)
मुख्य विचारधारा अधिकारी
मन्त्रालय

(अबदुल खमद)
निदेशक

महेशानंद भोजन प्राधिकरण
उत्तर प्रदेश, लखनऊ ।

(Signature)
Secretary of the Nodal Department
Government of Uttar Pradesh

[Mid-Day Meal Scheme]
Quarterly Progress Report

Table: QT-3

STATE: UTTAR PRADESH

Financial Year: 2018-19

Quarter: 1st

Period: JULY to SEPTEMBER 2018


Table: QT-3: UTILISATION OF CENTRAL ASSISTANCE TOWARDS COOKING COST (PRY & U PRY)


Sl. No.	Stage	Allocation for the current FY			Opening Balance at the beginning of the Quarter (Note: 1)			Cooking assistance released during the Qtr.			Cooking cost expenditure during the Qtr. (Note: 2)			Unspent Balance at the end of the Quarter		
		Central Share	State Share	Total	Central share	State Share	Total	Central share	State Share	Total	Central share	State Share	Total	Central share	State Share	Total
1	2	3	4	5	6	7	8	9	10	11	12	13	14	15	16	17
1	Primary	47103.39	31338.95	78442.34	-11388.60	5983.97	-5404.63	5165.46	3443.67	8609.13	13024.50	8152.84	21177.34	-19247.64	1274.80	-17972.84
2	Upper Primary	29725.18	19790.08	49515.26	446.14	758.35	1203.49	3333.50	2222.31	5555.81	8480.22	5362.17	13842.39	-4701.58	-2381.51	-7083.09
	Total	76828.57	51129.03	127957.60	-10943.46	6742.32	-4201.14	8498.96	5665.98	14164.94	21504.72	13515.01	35019.73	-23949.22	-1106.71	-25055.93

Note 1: Includes Central Assistance & State Contribution, both in terms of funds and monetary value of the commodities supplied by the State/UT and remain unspent at State, District, Block, Village/Panchayat & School/cooking agency levels.

Note 2: It is only the actual expenditure at the school level including monetary value of the commodities supplied by the State/UT and consumed at schools/cooking agencies level. It does not include the unspent balance at the schools/cooking agencies level.

Date: _____
Place: LUCKNOW


(अभिषेक कुमार)
मुख्य निदेशक
समस्या निवारण
उत्तर प्रदेश


(अरुण कुमार)
निदेशक
समस्या निवारण
उत्तर प्रदेश, लखनऊ।

(Signature)
Secretary of the Nodal Department
Government of Uttar Pradesh

[Mid-Day Meal Scheme]
Quarterly Progress Report

Table: QT-4

STATE: UTTAR PRADESH
Financial Year: 2018-19
Quarter: 1st
Period: JULY to SEPTEMBER 2018

Table: QT-4: UTILIZATION OF CENTRAL ASSISTANCE TOWARDS COOK-CUM-HELPER

Sl. No.	Stage	Total No. of cook-cum-helpers approved	No. of cook-cum-helpers working during the Qtr.	Funds released during the quarter			Opening Balance in the beginning of the quarter			Expenditure			Unspent Balance at the end of the quarter		
				Central share	State Share	Total	Central share	State Share	Total	Central share	State Share	Total	Central share	State Share	Total
1	2	3	4	5	6	7	8	9	10	11	12	13	14	15	16
1	Primary	405353	275987	58.01	38.69	96.70	-6803.01	15289.52	8486.51	6028.33	3778.36	9806.69	-12773.33	11549.85	-1223.48
2	U Primary		119105												
	Total	405353	395092	58.01	38.69	96.70	-6803.01	15289.52	8486.51	6028.33	3778.36	9806.69	-12773.33	11549.85	-1223.48

Date: _____
Place: LUCKNOW

(अमित कुमार शीतल)

मुख्य वि.
संयोजक

(अखिल कुमार)

निदेशक

संयोजक भवन प्राधिकरण
उत्तर प्रदेश, लखनऊ।

Secretary of the Nodal Department
Government of Uttar Pradesh

(Signature)

[Mid-Day Meal Scheme]
Quarterly Progress Report

Table: QT-5

STATE: UTTAR PRADESH

Financial Year: 2018-19

Quarter: 1st

Period: JULY to SEPTEMBER 2018

Table: QT-5:UTILIZATION OF CENTRAL ASSISTANCE TOWARDS MME & TRANSPORTATION (PRY & UPRY)

Sl. No.	ITEMS	Allocation for the current FY	Opening Balance at the beginning of the Quarter	Central assistance received during the Qtr.	Expenditure during the Qtr.	Unspent Balance at the end of the Quarter [Col. 4+5-6]	Expenditure from State/UT own resources, if any
1	2	3	4	5	6	7	8
1	Management, Monitoring and Evaluation (MME)	2011.60	-185.78962	767.47	139.29	442.39038	
2	Transport Assistance	2325.87	902.86068	780.36	178.54777	1504.67291	
	Total	4337.47	717.07106	1547.83000	317.83777	1947.06329	

Date: _____

Place: LUCKNOW

(अमित कुमार श्रीवास्तव)

मुख्य वित्त एवं प्रशासनिक

सहायक

(अब्दुल क़ामद)

निदेशक

मध्याह्न भोजन प्राधिकरण

उत्तर प्रदेश, लखनऊ।

(Signature)

Secretary of the Nodal Department

Government of Uttar Pradesh

[Mid-Day Meal Scheme]
Quarterly Progress Report

Table: QT-6

STATE: UTTAR PRADESH
Financial Year: 2018-19
Quarter: 1st
Period: JULY to SEPTEMBER 2018

Table: QT-6: UTILISATION OF CENTRAL ASSISTANCE TOWARDS CONSTRUCTION OF KITCHEN-CUM-STORES

Sl. No.	Years	PHYSICAL PROGRESS				FINANCIAL PROGRESS (Rs. in Lakhs)				PHYSICAL PROGRESS				FINANCIAL PROGRESS (Rs. in Lakhs)			
		Target (Units Sanctioned)	Constructed	In Progress	Not Started	Amount Sanctioned		Expenditure	Target (Units Sanctioned)	Constructed	In Progress	Not Started	Amount Sanctioned		Expenditure		
		Central		State					Central		State						
1	2006-07	13309	13119	0	0	7985.40000	0.00000	7869.89000	0	0	0	0	0.00000	0.00000			
2	2007-08	35295	35205	0	0	20920.15000	0.00000	20862.20000	15805	15599	0	0	9483.00000	9358.16000			
3	2008-09	17086	16455	0	0	10080.74000	0.00000	9708.45000	2792	2768	0	0	1647.28000	1633.12000			
4	2009-10	1216	1201	0	0	717.44000	0.00000	708.59000	257	254	0	0	151.63000	149.86000			
5	2010-11	18783	17191	0	0	11058.49125	3686.16375	13497.29000	2950	2950	0	0	1736.81250	2315.75000			
6	2011-12	3353	3353	0	0	1974.07875	658.02625	2632.10500	2380	2331	0	0	1401.22500	1829.05000			
7	2012-13	0	0	0	0	0.00000	0.00000	0.00000	0	0	0	0	0.00000	0.00000			
8	2013-14	1456	840	0	0	928.20000	309.40000	714.00000	1674	1541	0	0	1067.17500	1309.85000			
9	2014-15	0	0	0	0	0.00000	0.00000	0.00000	0	0	0	0	0.00000	0.00000			
	TOTAL	90498	87364	0	0	53664.50000	4653.59000	55992.52500	25858	25443	0	0	15487.12250	16595.79000			

Date: _____
Place: LUCKNOW

(अमित कुमार श्रीवास्तव)
मुख्य वित्त एवं लेखा अधिकारी
मध्याह्न भोजन प्राधिकरण
उत्तर प्रदेश सरकार

(अश्विनी रामदत्त)
निदेशक
मध्याह्न भोजन प्राधिकरण
उत्तर प्रदेश सरकार

(Signature)
Secretary of the Nodal Department
Government of Uttar Pradesh

[Mid-Day Meal Scheme]
Quarterly Progress Report

Table: QT-7

STATE: UTTAR PRADESH
Financial Year: 2018-19
Quarter: 1st
Period: JULY to SEPTEMBER 2018

Table: QT-7: UTILISATION OF CENTRAL ASSISTANCE TOWARDS PROCUREMENT OF KITCHEN DEVICES

Sl. No	Years	PRIMARY					FINANCIAL PROGRESS (Rs. in lakhs)				UPPER PRIMARY					FINANCIAL PROGRESS (Rs. in lakhs)	
		Target (Units Sanctioned)	Procured	In Progress	Not Procured	Amount Sanctioned	Expenditure	Target (Units Sanctioned)	Procured	In Progress	Not Procured	Amount Sanctioned	Expenditure				
		3	4	5	6	7	8	9	10	11	12	13	14				
1	2006-07	29466	29466	0	0	1473.30	1473.30	0	0	0	0	0.00	0.00				
2	2007-08	47938	47938	0	0	2396.90	2396.90	20000	20000	0	0	1000.00	1000.00				
3	2008-09	25413	25413	0	0	1270.65	1270.65	21586	21586	0	0	1079.30	1079.30				
4	2009-10	0	0	0	0	0.00	0.00	0	0	0	0	0.00	0.00				
5	2010-11	0	0	0	0	0.00	0.00	0	0	0	0	0.00	0.00				
6	2011-12	13437	13078	0	359	671.85	653.90	0	0	0	0	0.00	0.00				
8	2012-13	9601	9079	0	522	480.05	453.95	0	0	0	0	0.00	0.00				
9	2013-14	0	0	0	0	0.00	0.00	0	0	0	0	0.00	0.00				
10	2014-15	10932	6509	0	4423	546.60	325.45	0	0	0	0	0.00	0.00				
11	2015-16	4502	2892	0	1610	225.10	144.60	0	0	0	0	0.00	0.00				
11	2012-13	9064	8445	0	619	453.20	422.25	0	0	0	0	0.00	0.00				
12	2013-14	0	0	0	0	0.00	0.00	0	0	0	0	0.00	0.00				
13	2014-15	34607	32408	0	2199	1730.35	1620.40	0	0	0	0	0.00	0.00				
14	2015-16	100732	86977	0	13755	5036.60	4348.85	0	0	0	0	0.00	0.00				
	Total	285692	262205	0	23487	14284.60	13110.25	41586	41586	0	0	2079.30	2079.30				

Date: _____
Place: LUCKNOW

(अमित कुमार श्रीवास्तव)
मुख्य वित्त एवं सेवा अधिकारी
मध्याह्न भोजन प्राधिकरण
उत्तर प्रदेश



(अबुल समद)
निदेशक
मध्याह्न भोजन प्राधिकरण
उत्तर प्रदेश, लखनऊ।



(Signature)
Secretary of the Nodal Department
Government of Uttar Pradesh

[Mid-Day Meal Scheme]
Quarterly Progress Report

Table - QT-8

STATE: UTTAR PRADESH
Financial Year: 2018-19
Quarter: 1st
Period: JULY to SEPTEMBER 2018

Table: QT-8: Inspections Carried Out by State / UT official

Stage	No. of Institutions	No. of institutions inspected			Total coverage till the end of Quarter	Total coverage in %	No. of Centralized Kitchen	No. Centralized kitchen inspected			Total coverage in %
		Till last Quarter	During the Quarter	5=(3+4)				Till last Quarter	During the Quarter	Total covered till the end of Quarter	
1	2	3	4	5=(3+4)	6	7	8	9	10=(8+9)	11	
Primary	114460	46430	98676	145106	85.95	131	101	121	222	169.47	
Upper Primary	54372										
Total	168832	46430	98676	145106	85.95	131	101	121	222	169.47	

Date: _____
Place: LUCKNOW

(अमित कुमार श्रीवास्तव)
मुख्य वित्त एवं सेवा अधिकारी
संस्थान क्षेत्र प्रशासनिक
कोष लखनऊ

(अब्दुल समद)
निदेशक
संस्थान क्षेत्र प्रशासनिक
उत्तर प्रदेश, लखनऊ।

Secretary of the Nodal Department
Government of Uttar Pradesh

(Signature)

[Mid-Day Meal Scheme]
Quarterly Progress Report

Table: QT-9

STATE: UTTAR PRADESH
Financial Year: 2018-19
Quarter: 1st
Period: JULY to SEPTEMBER 2018

Table: QT-9: School Health Programme - (Primary & Upper Primary)

Coverage under School Health Programme													
Stage	Health Check up carried out			Distribution of Iron Folic Acid Tablets		Distribution of De-worming Tablets		Visually Impaired		Weight Measurement		Measurement of Height	
	No. of Schools/ Centres	No. of Children	No. of Schools /Centres	No. of Children	No. of Schools /Centres	No. of Children	No. of Children with refractive	No. of Children received spectacles	No. of Schools	No. of Children	No. of Schools	No. of Children	
1	2	3	4	5	6	7	8	9	10	11	12	13	
Primary+Upper Primary	81111	5141246	81111	5141246	81111	5141246	84153	50547	81111	5141246	81111	5141246	

- Note :
1. The above information is received from the office of the National Rural Health Mission, UP.
 2. Eye checkup and Distribution of spectacles is done under National Programme for Control of Blindness, UP.
 3. The Programme is now in its second round of screening.

Date: _____
Place: LUCKNOW

(अमित कुमार श्रीवास्तव)
मुख्य वित्त एवं लेखा अधिकारी
संख्यान भोजन प्राधिकरण
उद्योग लखनऊ

(अब्दुल समद)
निदेशक
संख्यान भोजन प्राधिकरण
उत्तर प्रदेश, लखनऊ।

(Signature)
Secretary of the Nodal Department
Government of Uttar Pradesh

[Mid-Day Meal Scheme]
Quarterly Progress Report

Table : QT-10

STATE: UTTAR PRADESH
Financial Year: 2018-19
Quarter: 1st
Period: JULY to SEPTEMBER 2018

Table: QT-10: Monitoring and Evaluation [Primary + Upper Primary]

A. State Steering-cum-Monitoring Committee

1. Date of Constitution of SSMC: -	25-Jun-04
2. Whether meeting of SSMC held during the Quarter: -	Yes
3. If Yes, :-	-
(i) Whether representatives of MHRD attended the meeting	No
ii) Whether representatives of MI attended the meeting	No
iii) Gist of the important decisions	Minutes Attached
4. Date of last meeting prior to the one mentioned in (2): -	23.03.2018

B. No. of SMC meetings at District level

Quarter	Total No. of districts	No. of districts having SMCs	No. of Meetings held during quarter
1	2	3	4
1	75	75	Report not reviewed
2			
3			
4			

C. Major occurrences if any, related to food supply

Occurrence pending at the beginning of the Qtr.		Occurrence came to notice during the Qtr.				Occurrence attended during the Qtr			Occurrence pending at the end of the Qtr.		
No. of Occ.	No. fell ill	No. died	No. of Occ.	No. fell ill	No. died	No. found actionable	No. found non-	Total	No. of Occ.	No. fell ill	No. died
1	2	3	4	5	6	7	8	9	10	11	12
Nil											

D. Cases of social/gender discrimination : Please give details of the incidents and action taken thereon. Nil

E. Impact/Evaluation Studies Commissioned, if any, during the Quarter

Institute /Agency to which Commissioned	Study for the period	Area where study would be carried out	Date when commissioned	Time Limit for Receipt of Report

E. Major Conclusions of Impact/Evaluation Study Reports Received, if any, during the Quarter

Months during which study carried out, and Date of Report	Gist of Findings	Action taken on the Findings

(अभित कुमार)
मुख्य निदेशक
मध्याह्न भोजन

Date: _____
Place: LUCKNOW

(अभित कुमार शीवाचरण)
मुख्य निदेशक
मध्याह्न भोजन

(अबुल समद)
निदेशक
मध्याह्न भोजन प्राधिकरण

(Signature)
Secretary of the Nodal Department
Government of Uttar Pradesh

[Mid-Day Meal Scheme]
Quarterly Progress Report

Table: QT-11

STATE: UTTAR PRADESH
Financial Year: 2018-19
Quarter: 1st
Period: JULY to SEPTEMBER 2018

Table: QT-11: Availability of other Infrastructure [Primary + Upper Primary]

Total No. of Schools/Centres	Availability of Gas based cooking: No. of Schools/Centres			Availability of Toilet Facility: No. of Schools/Centres			Availability of Drinking water facility: No. of Schools/Centres		
	Till last Qtr.	Provided during the Qtr.	Till the end of the Qtr.	Till last Qtr.	Provided during the Qtr.	Till the end of the Qtr.	Till last Qtr.	Provided during the Qtr.	Till the end of the Qtr.
1	2	3	4	5	6	7	8	9	10
168832	157565	6015	163580	167890	70	167960	168080	42	168122

Date: _____
Place: LUCKNOW

(अभिषत कुमार श्रीवास्तव)
मुख्य वित्त एवं लेखा अधिकारी
मध्याह्न भोजन प्राधिकरण
उत्तर प्रदेश लखनऊ

(अखिल समद)
निदेशक
मध्याह्न भोजन प्राधिकरण
उत्तर प्रदेश, लखनऊ।

Secretary of the Nodal Department
Government of Uttar Pradesh

(Signature)