

प्रेषक,  
सचिव,  
बेसिक शिक्षा,  
उ०प्र० शासन, लखनऊ।

सेवा में,  
निदेशक (एम०डी०एम०)  
मानव संसाधन विकास मंत्रालय,  
स्कूल शिक्षा एवं साक्षरता विभाग,  
भारत सरकार, शास्त्री भवन, नई दिल्ली।

शिक्षा अनुभाग - 6

लखनऊ

दिनांक: २२-१२-२०१५

विषय: वित्तीय वर्ष 2015-16 के द्वितीय त्रैमास (जुलाई, 2015 से सितम्बर, 2015) की त्रैमासिक प्रगति आख्या प्रेषण के संबंध में।

महोदय,

मध्याह्न भोजन योजना से सम्बन्धित वित्तीय वर्ष 2015-16 के द्वितीय त्रैमास (जुलाई, 2015 से सितम्बर, 2015) की त्रैमासिक प्रगति आख्या निर्धारित प्रारूप पर संलग्न कर प्रेषित है।

संलग्नक: उक्तवत्।

भावदीय,

(आशीष कुमार गोयल)

सचिव

(आशीष कुमार गोयल)

सचिव

बेसिक शिक्षा विभाग  
उत्तर प्रदेश शासन

[Mid-Day Meal Scheme]  
Quarterly Progress Report


Table: QT-1


STATE: UTTAR PRADESH  
Financial Year: 2015-16  
Quarter: 2nd  
Period: JULY TO SEPTEMBER 2015

Table: QT-1: COVERAGE (Primary)

Sl. No.	Types of Schools/Centres	TARGET as per PAB-MDM approval			Total No. of existing schools as on date	Enrollment	Number of Children opted for MDM	ACHIEVEMENT					
		No. of Schools /Centres	No. of Children	No. of working days as per PAB Approval for FY				No. of Schools/Centres actually served	No. of meals served	No. of working days	Average number of children (=10/11)	% coverage against PAB approval (=12/4)	% coverage against enrollment (=127-100)
1	Govt Schools	3	4	5	6	7	8	9	10	11	12	13	14
1	Govt Schools	113605			155	20771	20771	149	769791	69	11156		53.71
2	Local Body Schools				113502	12898944	12898944	113174	481981869	69	6985244		54.15
3	Govt Aided Schools	566	8128187	240	1176	282571	282571	1100	10009663	68	147201	88.65	52.09
4	EGS Centres				0	0	0	0	0	0	0		0.00
5	AIE Centres				0	0	0	0	0	0	0		0.00
6	Madarsa/Madriabs	85			412	128312	128312	372	3980273	64	62192		48.47
7	NCLP	0	0	0	0	0	0	0	0	0	0	0.00	0.00
	<b>Total</b>	<b>114286</b>	<b>8128187</b>	<b>240</b>	<b>115245</b>	<b>13330598</b>	<b>13330598</b>	<b>114795</b>	<b>496741596</b>	<b>69</b>	<b>7199154</b>	<b>88.57</b>	<b>54.00</b>

Date: 22/12/15  
Place:LUCKNOW

  
(Nodal Officer)  
श्री. वि. प्रसाद  
मुख्य कार्यपालक अधिकारी  
गो. वि. विभाग

  
(Nodal Officer)  
श्री. वि. प्रसाद  
मुख्य कार्यपालक अधिकारी  
गो. वि. विभाग

  
(Signature)  
Secretary of the Nodal Department  
Government of Uttar Pradesh  
(आचार्य कुंभार)

श्री. वि. प्रसाद  
मुख्य कार्यपालक अधिकारी  
गो. वि. विभाग

[Mid-Day Meal Scheme]  
Quarterly Progress Report

Table: QT-1A

STATE: UTTAR PRADESH

Financial Year: 2015-16

Quarter: 2nd

Period: JULY TO SEPTEMBER 2015

Table: QT-1A: COVERAGE (Upper Primary)

Sl. No.	Types of Schools/Centres	TARGET as per MDM-PAB approval				ACHIEVEMENT										
		No. of Schools /Centres	Upper Primary	Upper Primary with Primary classes	No. of Children	No. of working days as per PAB Approval for FY	Total No. of existing schools as on date	Enrollment	Number of Children opted for MDM	No. of Schools/Centres actually served		No. of meals served	No. of working days	Average number of children (=12/13)	% coverage against PAB approval (=14/15)	% coverage against enrollment (=14/8*100)
1	Govt Schools	2	3	4	5	6	7	8	9	10	11	12	13	14	15	16
1	Govt Schools	46168					470	92937	92937	318	112	3398700	69	49257		53.00
2	Local Body Schools						45626	3826477	3826477	45422	148	145063299	69	2102367		54.94
3	Govt Aided Schools	7629			3238610	240	7578	1816698	1816698	6469	527	60701500	69	879732	94.22	48.42
4	EGS Centres	0					0	0	0	0	0	0	0	0	0.00	0.00
5	AIE Centres	358					326	43444	43444	16	278	1315738	64	20558		47.32
6	Madarsa Maqabbs	0					67	3350	3350	67	0	125905	69	1825		54.48
7	NCLP	0			0	0										
	Total	54155			3239610	240	54067	5782906	5782906	52292	1065	210605142	69	3052248	94.22	52.78

Date: 22/12/15  
Place: LUCKNOW

(**उत्तर प्रदेश के शौचालय विभाग**)  
शौचालय विभाग  
मुख्यालय, लखनऊ

(**शौच विभाग**)  
शौच विभाग  
मुख्यालय, लखनऊ

(Signature)  
Secretary of the Nodal Department  
Government of Uttar Pradesh  
(आस्था विभाग)  
राज्य सरकार  
उत्तर प्रदेश शासन

[Mid-Day Meal Scheme]  
Quarterly Progress Report

Table: QT-2

STATE: UTTAR PRADESH  
Financial Year: 2015-16  
Quarter: 2nd  
Period: JULY TO SEPTEMBER 2015

Table: QT-2: UTILISATION OF FOODGRAINS (PRY & U PRY)

Sl. No.	Foodgrains	PRIMARY							UPPER PRIMARY					
		Annual Allocation	Allocation for the current Qtr.	Opening Balance at the Starting of the Qtr.	Lifted from FCI during the Qtr	Aggregate quantity Consumed at School level	Balance* Stock at the end of the Qtr (col.5+6-7)	Annual Allocation	Allocation for the current Quarter	Opening Balance at the Starting of the Qtr.	Lifted from FCI during the Qtr	Aggregate quantity Consumed at School level	Balance* Stock at the end of Qtr (col.11+12-13)	
1	Rice	136071.340	40123.600	37672.030	39125.843	33130.075	43667.798	83342.770	24407.610	18897.225	23684.036	21051.644	21529.617	
2	Wheat	67020.210	19762.370	18766.247	19364.910	16543.888	21587.269	41049.420	12021.660	10692.171	11705.684	10538.668	11859.187	
	Total	203091.550	59885.970	56438.277	58490.753	49673.963	65255.067	124392.190	36429.270	29589.396	35389.720	31590.312	33388.804	

\* Includes unspent balance at State, District, Block and school/cooking agencies level at the end of quarter.

Date: 29/12/15  
Place: Lucknow

(Signature)  
Secretary, Government of Uttar Pradesh

(Signature)  
Secretary, Government of Uttar Pradesh

(Signature)  
Secretary of the Nodal Department  
Government of Uttar Pradesh

[Mid-Day Meal Scheme]  
Quarterly Progress Report


Table: QT-2A


STATE: UTTAR PRADESH  
Financial Year: 2015-16  
Quarter: 2nd  
Period: JULY TO SEPTEMBER 2015

Table: QT-2A: STATUS OF PAYMENT OF COST OF FOOD GRAINS TO FCI

Stage	Foodgrain allocated for the quarter(in MTS)	Funds Released by GOI (Rs. in lakh)	Foodgrain lifted during the quarter	Bill raised by FCI		Payment to FCI	
				Qty (in MT)	Amount (Rs in Lakhs)	Qty (in MT)	Amount (Rs in Lakhs)
1	2	3	4	5	6	7	8
Primary	96315.24	3586.84	93880.47	85222.055	5071.90376	16684.357	1016.03122
Upper Primary							
Total	96315.24	3586.84	93880.47	85222.055	5071.90376	16684.357	1016.03122

Date: 22/12/15  
Place: Lucknow

  
(मुख्य मंत्री का निवास)  
मुख्य मंत्री का निवास  
लखनऊ, उत्तर प्रदेश

  
(श्रीमती विष्णु)  
श्रीमती विष्णु  
मुख्य मंत्री का निवास  
लखनऊ

(Signature)  
Secretary of the Nodal Department  
Government/UT Administration of \_\_\_\_\_  
सचिव, नोडल विभाग  
उत्तर प्रदेश शासन

[Mid-Day Meal Scheme]  
Quarterly Progress Report

Table: QT-3


STATE: UTTAR PRADESH  
Financial Year: 2015-16  
Quarter: 2nd  
Period: JULY TO SEPTEMBER 2015


**Table: QT-3: UTILISATION OF CENTRAL ASSISTANCE TOWARDS COOKING COST (PRY & U PRY)**


Sl. No.	Stage	Allocation for the current FY			Opening Balance at the beginning of the Quarter			Cooking assistance released during the Qtr.			Cooking cost expenditure during the Qtr. (Note: 2)			Unspent Balance at the end of the Quarter [Col. 8+11-14] (Note: 7)		
		Central Share	State Share	Total	Central share	State Share	Total	Central share	State Share	Total	Central share	State Share	Total	Central share	State Share	Total
1	2	3	4	5	6	7	8	9	10	11	12	13	14	15	16	17
1	Primary	56474.64	18824.88	75299.52	8409.51	11195.13	19604.64	3533.52	1177.71	4711.23	13799.69	4599.90	18399.59	-1856.66	7772.94	5916.28
2	Upper Primary	33704.90	11234.97	44939.87	10738.26	2797.89	13536.15	2100.17	699.92	2800.09	8701.10	2900.36	11601.46	4137.33	597.45	4734.78
	Total	90179.54	30059.85	120239.39	19147.77	13993.03	33140.79	5633.69	1877.63	7511.32	22500.79	7500.26	30001.05	2280.67	8370.40	10651.06

Note 1: Includes Central Assistance & State Contribution, both in terms of funds and monetary value of the commodities supplied by the State/UT and remain unspent at State, District, Block, Village/Panchayat & School/cooking agency levels.  
Note 2: It is only the actual expenditure at the school level including monetary value of the commodities supplied by the State/UT and consumed at school/cooking agencies level. It does not include the unspent balance at the school/cooking agencies level.

Date: 22/12/15  
Place: Lucknow

  
(Secretary) Secretary  
अससयन सहायता विभाग  
उ.प्र. शासन

  
(Secretary) Secretary  
अससयन सहायता विभाग  
उ.प्र. शासन

  
(Signature) Secretary  
Secretary (Administrative) Department  
Government of Uttar Pradesh  
अससयन सहायता विभाग  
उ.प्र. शासन

[Mid-Day Meal Scheme]  
Quarterly Progress Report

Table: QT-4

STATE: UTTAR PRADESH

Financial Year: 2015-16


Quarter: 2nd


Period: JULY TO SEPTEMBER 2015


**Table: QT-4: UTILIZATION OF CENTRAL ASSISTANCE TOWARDS COOK-CUM-HELPER**

Sl. No.	Stage	Total No. of cook-cum-helpers approved	No. of cook-cum-helpers working during the Qtr.	Funds released during the quarter			Opening Balance in the beginning of the quarter			Expenditure			Unspent Balance at the end of the quarter		
				Central share	State Share	Total	Central share	State Share	Total	Central share	State Share	Total	Central share	State Share	Total
1	2	3	4	5	6	7	8	9	10	11	12	13	14	15	16
1	Primary	309810	280171	1801.88	600.62	2402.50	-2110.74	13305.18	11194.44	7260.02	2420.01	9680.02	-7568.88	11485.80	3916.92
2	U Primary	124222	118984												
	Total	434032	399155	1801.88	600.62	2402.50	-2110.74	13305.18	11194.44	7260.02	2420.01	9680.02	-7568.88	11485.80	3916.92

Date: 22/12/15  
Place: Lucknow

  
(Secretary of the Nodal Department)  
आसिस्टेंट सचिव, खाद्य विभाग  
उत्तर प्रदेश शासन

  
(Assistant Secretary)  
आसिस्टेंट सचिव, खाद्य विभाग  
उत्तर प्रदेश शासन

  
(Signature)  
Secretary of the Nodal Department  
Government of Uttar Pradesh  
आसिस्टेंट सचिव, खाद्य विभाग  
उत्तर प्रदेश शासन

[Mid-Day Meal Scheme]  
Quarterly Progress Report

Table: QT-5

STATE: UTTAR PRADESH

Financial Year: 2015-16


Quarter: 2nd


Period: JULY TO SEPTEMBER 2015


Table: QT-5: UTILIZATION OF CENTRAL ASSISTANCE TOWARDS MME & TRANSPORTATION (PRY & UPRY)

Sl. No.	ITEMS	Allocation for the current FY	Opening Balance at the beginning of the Quarter	Central assistance received during the Qtr.	Expenditure during the Qtr.	Unspent Balance at the end of the Quarter [Col. 4+5-6]	Expenditure from State/UT own resources, if any
1	2	3	4	5	6	7	8
1	Management, Monitoring and Evaluation (MME)	2546.66	490.6	459.88	200.35689	750.12311	
2	Transport Assistance	2337.76	1738.28903	0	102.46451	1635.82452	
	<b>Total</b>	<b>4884.42</b>	<b>2228.88903</b>	<b>459.88</b>	<b>302.8214</b>	<b>2385.94763</b>	

Date: 22/12/15  
Place: Lucknow

  
(Nodal Officer)  
Secretary of the Nodal Department  
Government of Uttar Pradesh

  
(Nodal Officer)  
Secretary of the Nodal Department  
Government of Uttar Pradesh

  
(Signature)  
Secretary of the Nodal Department  
Government of Uttar Pradesh  
Administration of MME & Transportation  
Lucknow



[Mid-Day Meal Scheme]  
Quarterly Progress Report

Table: QT-6

STATE: UTTAR PRADESH

Financial Year: 2015-16


Quarter: 2nd

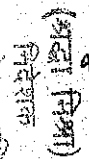
Period: JULY TO SEPTEMBER 2015


Table: QT-6: UTILISATION OF CENTRAL ASSISTANCE TOWARDS CONSTRUCTION OF KITCHEN-CUM-STORES

Sl. No.	Years	PHYSICAL PROGRESS				FINANCIAL PROGRESS (Rs. in Lakhs)		PHYSICAL PROGRESS				FINANCIAL PROGRESS (Rs. in Lakhs)			
		Target (Units Sanctioned)	Constructed	In Progress	Not Started	Central	State	Target (Units Sanctioned)	Constructed	In Progress	Not Started	Central	State	Expenditure	
1	2006-07	3	4	5	6	7	8	9	10	11	12	13	14	15	16
1	2006-07	13309	13119	0	0	7985.40000	0.00000	7869.89000	0	0	0	0	0.00000	0.00000	0.00000
2	2007-08	35295	35206	0	0	20920.15000	0.00000	20862.79000	15805	15599	0	0	9483.00000	0.00000	9358.16000
3	2008-09	17086	16457	0	0	10080.74000	0.00000	9709.63000	2792	2768	0	0	1647.28000	0.00000	1633.12000
4	2009-10	1216	1201	0	0	717.44000	0.00000	708.59000	257	254	0	0	151.63000	0.00000	149.86000
5	2010-11	18783	17180	0	0	11058.49125	3686.16375	13379.93000	2950	2945	1	4	1736.81250	578.93750	2312.62000
6	2011-12	3353	3353	0	0	1974.07875	658.02625	2632.10500	2380	2312	3	17	1401.22500	467.07500	1810.40625
7	2012-13	0	0	0	0	0.00000	0.00000	0.00000	0	0	0	0	0.00000	0.00000	0.00000
8	2013-14	1456	834	6	6	928.20000	309.40000	714.00000	1674	1512	11	18	1067.17500	355.72500	1282.65000
9	2014-15	0	0	0	0	0.00000	0.00000	0.00000	0	0	0	0	0.00000	0.00000	0.00000
	<b>TOTAL</b>	<b>90498</b>	<b>87350</b>	<b>6</b>	<b>6</b>	<b>53664.50000</b>	<b>4653.59000</b>	<b>55876.93500</b>	<b>25858</b>	<b>25390</b>	<b>15</b>	<b>39</b>	<b>15487.12250</b>	<b>1401.73750</b>	<b>16546.81625</b>

Date: 22/12/15  
Place: LUCKNOW

  
(Secretary of the Nodal Department)  
Government of Uttar Pradesh

  
(Secretary of the Nodal Department)  
Government of Uttar Pradesh

  
(Secretary of the Nodal Department)  
Government of Uttar Pradesh

[Mid-Day Meal Scheme]  
Quarterly Progress Report

Table: QT-7

STATE: UTTAR PRADESH

Financial Year: 2015-16

Quarter: 2nd

Period: JULY TO SEPTEMBER 2015


**Table: QT-7: UTILISATION OF CENTRAL ASSISTANCE TOWARDS PROCUREMENT OF KITCHEN DEVICES**


Sl. No.	Years	PRIMARY						UPPER PRIMARY					
		No. of Schools /Centres			FINANCIAL PROGRESS (Rs. in lakhs)			PHYSICAL PROGRESS			FINANCIAL PROGRESS (Rs. in lakhs)		
		Target Sanctioned	Procured	In Progress	Not Procured	Amount Sanctioned	Expenditure	Target (Units Sanctioned)	Pocured	In Progress	Not Procured	Amount Sanctioned	Expenditure
1	2006-07	29466	29030	436	-	1473.30	1451.50	0	0	0	0	0.00	0.00
2	2007-08	47938	47270	668	-	2396.90	2363.50	20000	19932	68	-	1000.00	996.60
3	2008-09	25413	25359	54	-	1270.65	1267.95	21586	21133	453	-	1079.30	1056.65
4	2009-10	-	-	-	-	-	-	-	-	-	-	-	-
5	2010-11	-	-	-	-	-	-	-	-	-	-	-	-
	<b>Total</b>	<b>102817</b>	<b>101659</b>	<b>1158</b>	<b>0</b>	<b>5140.85</b>	<b>5082.95</b>	<b>41586</b>	<b>41065</b>	<b>521</b>	<b>0</b>	<b>2079.30</b>	<b>2053.25</b>

Sl. No.	Years	PRIMARY+UPPER PRIMARY						FINANCIAL PROGRESS	
		No. of Schools /Centres			FINANCIAL PROGRESS			Amount	Expenditure
		Target	Procured	In Progress	Not Procured	Amount	Expenditure		
1	2011-12	15033	14674	0	359	751.65	733.70		
7	2012-13	9064	8430	0	634	453.20	421.50		
8	2012-13	9970	9338	0	632	498.50	466.90		
9	2014-15	34607	31181	0	3426	1730.35	1559.05		
10	2014-15	10932	7504	0	3428	546.60	375.20		
	<b>Total</b>	<b>79606</b>	<b>71127</b>	<b>0</b>	<b>8479</b>	<b>3980.30</b>	<b>3556.35</b>		

For Replacement of Year 2006-07  
For Replacement of Year 2007-08

Date: 22/12/15  
Place: LUCKNOW

  
(Secretary)

  
(Secretary)

(आशीष कुमार शर्मा)  
(Secretary of the Mid-Day Meal Department  
Government of Uttar Pradesh)

**[Mid-Day Meal Scheme]  
Quarterly Progress Report**

Table - QT-8

**STATE: UTTAR PRADESH**

Financial Year: 2015-16


Quarter: 2nd

Period: JULY TO SEPTEMBER 2015


**Table: QT-8: Inspections Carried Out by State / UT official**

Stage	No. of Institutions	No. of institutions inspected				Total coverage in %	No. of Centralized Kitchen	No. Centralized kitchen Inspected				Total coverage in %
		Till last Quarter	During the Quarter	Total covered till the end of Quarter	5=(3+4)			Till last Quarter	During the Quarter	Total covered till the end of Quarter	10=(8+9)	
1	2	3	4	5=(3+4)	6	7	8	9	10=(8+9)	11		
Primary	114373	66695	123922	190617	112.48	155	180	139	319	205.81		
Upper Primary	55097											
Total	169470	66695	123922	190617	112.48	155	180	139	319	205.81		

Date: 22/12/15  
Place: LUCKNOW

  
(उत्तर प्रदेश के लिए)  
मुख्य निरीक्षक  
मध्यम शिक्षा विभाग  
लखनऊ, उत्तर प्रदेश

SL  
(राज्य विभागीय निरीक्षक)  
मुख्य निरीक्षक  
मध्यम शिक्षा विभाग  
लखनऊ

  
(Secretary) गेजट  
Secretary of the Medical Department  
Government of Uttar Pradesh  
उत्तर प्रदेश सरकार

**[Mid-Day Meal Scheme]  
Quarterly Progress Report**

Table: QT-9

STATE: UTTAR PRADESH

Financial Year: 2015-16

Quarter: 2nd


Period: JULY TO SEPTEMBER 2015


**Table: QT-9: School Health Programme - (Primary & Upper Primary)**

Coverage under School Health Programme												
Stage	Health Check up carried out			Distribution of Iron Folic Acid Tablets		Distribution of De-worming Tablets		Visually Impaired		Weight Measurement		Measurement of Height
	No. of Schools/Centers	No. of Children	No. of Schools /Centres	No. of Children	No. of Schools /Centres	No. of Children	No. of Children with refractive error	No. of Children received spectacles	No. of Schools	No. of Children	No. of Schools	No. of Children
1 Primary+Upper Primary	2	3	4	5	6	7	8	9	10	11	12	13
	233816	15986959	233816	15986959	233816	15986959	79135	52657	233816	15986959	233816	15986959

- Note :
1. The above information is received from the office of the National Rural Health Mission, UP.
  2. Eye checkup and Distribution of spectacles is done under National Programme for Control of Blindness, UP.
  3. The Programme is now in its second round of screening.

Date: 22/12/15  
Place: LUCKNOW

  
 (Signature)  
 निदेशक  
 स्वास्थ्य शिक्षा विभाग  
 उत्तर प्रदेश शासन  
 लखनऊ

  
 (Signature)  
 निदेशक  
 स्वास्थ्य शिक्षा विभाग  
 उत्तर प्रदेश शासन  
 लखनऊ

(Signature)  
 Secretary of the Nodal Department  
 Government of Uttar Pradesh  
 साक्षर  
 बालिक शिक्षा विभाग  
 उत्तर प्रदेश शासन

**[Mid-Day Meal Scheme]  
Quarterly Progress Report**

Table : QT-10

STATE: UTTAR PRADESH  
Financial Year: 2015-16  
Quarter: 2nd  
Period: JULY TO SEPTEMBER 2015

**Table: QT-10: Monitoring and Evaluation [Primary + Upper Primary]**

**A. State Steering-cum-Monitoring Committee**

1. Date of Constitution of SSMC:-	25-Jun-04
2. Whether meeting of SSMC held during the Quarter -	No
3. If yes:-	No
(i) Whether representatives of MHRD attended the meeting	No
(ii) Whether representatives of MI attended the meeting	No
(iii) Gist of the important decisions	
4. Date of last meeting prior to the one mentioned in (2):-	10-01-2012

**B. No. of SMC meetings at District level**

Quarter	Total No. of districts	No. of districts having SMCs	No. of Meetings held during quarter
1	2	3	4
2	75	75	225
3			
4			

**C. Major occurrences if any, related to food supply**

Occurrence pending at the beginning of the Qtr.		Occurrence came to notice during the Qtr.		Occurrence attended during the Qtr			Occurrence pending at the end of the Qtr.				
No. of Occ.	No. fell ill	No. died	No. of Occ.	No. fell ill	No. died	No. found actionable	No. found non actionable	Total	No. of Occ.	No. fell ill	No. died
1	2	3	4	5	6	7	8	9	10	11	12
Nil											

D. Cases of social/gender discrimination : Please give details of the incidents and action taken thereon. Nil

**E. Impact/Evaluation Studies Commissioned, if any, during the Quarter**

Institute /Agency to which Commissioned	Study for the period	Area where study would be carried out	Date when commissioned	Time Limit for Receipt of Report

**E. Major Conclusions of Impact/Evaluation Study Reports Received, if any, during the Quarter**

Months during which study carried out, and Date of Report	Gist of Findings	Action taken on the Findings

Date: 29/12/15  
Place: Lucknow





(आचार्य सुभाष गोयल)  
सचिव  
नियंत्रण विभाग  
Secretary of the Nodal Department  
Government of Uttar Pradesh.

[Mid-Day Meal Scheme]  
Quarterly Progress Report

Table: QT-11

STATE: UTTAR PRADESH

Financial Year: 2015-16


Quarter: 2nd

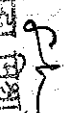
Period: JULY TO SEPTEMBER 2015


Table: QT-11: Availability of other Infrastructure [Primary + Upper Primary]

Total No. of Schools/Centres	Availability of Gas based cooking: No. of Schools/Centres			Availability of Toilet Facility: No. of Schools/Centres			Availability of Drinking water facility: No. of Schools/Centres		
	Till last Qtr.	Provided during the Qtr.	Till the end of the Qtr.	Till last Qtr.	Provided during the Qtr.	Till the end of the Qtr.	Till last Qtr.	Provided during the Qtr.	Till the end of the Qtr.
1	2	3	4	5	6	7	8	9	10
169470	103975	388	104363	-	-	-	166331	0	166331

Date: 22/12/15  
Place: LUCKNOW

  
(कुँवर लीं लीं लीं लीं)  
लुका लुका लुका लुका  
लुका लुका लुका लुका

  
(लुका लुका)  
लुका लुका लुका लुका  
लुका लुका लुका लुका

  
(आरणीव लुका लुका)  
(Signature)  
Secretary of the Nodal Department  
Government/UT Administration of \_\_\_\_\_