

प्रेषक,

सचिव,
बेसिक शिक्षा,
उ0प्र0 शासन, लखनऊ।

सेवा में,

अपर सचिव,
भारत सरकार,
मानव संसाधन विकास मंत्रालय,
स्कूल शिक्षा एवं साक्षरता विभाग,
शास्त्री भवन, नई दिल्ली।

शिक्षा अनुभाग-6

लखनऊ

दिनांक 19-11-2014

विषय: वित्तीय वर्ष 2014-15 द्वितीय त्रैमास (जुलाई, 2014 से सितम्बर, 2014) की त्रैमासिक प्रगति आख्या प्रेषण के सम्बन्ध में।

महोदय,

मध्याह्न भोजन योजना से सम्बन्धित वित्तीय वर्ष 2014-15 द्वितीय त्रैमास (जुलाई, 2014 से सितम्बर, 2014) की त्रैमासिक प्रगति रिपोर्ट निर्धारित प्रारूप पर संलग्न कर प्रेषित है।

संलग्नक-उक्तवत्

भवदीय



(एच0एल0 गुप्ता)

सचिव

[Mid-Day Meal Scheme]
Quarterly Progress Report


Table: QT-1

STATE: UTTAR PRADESH
Financial Year: 2014-15
Quarter: 2nd
Period: JULY TO SEPTEMBER 2014

Table: QT-1: COVERAGE (Primary)

Sl. No.	Types of Schools/Centres	TARGET as per PAB-MDM approval			Total No. of existing schools as on date	Enrollment	Number of Children opted for MDM	ACHIEVEMENT				% coverage against approval (=12/4)	% coverage against enrollment (=127*100)
		No. of Schools /Centres	No. of Children	No. of working days as per PAB Approval for FY				No. of Schools/Centres actually served	No. of meals served	No. of working days	Average number of children (=10/11)		
1	2	3	4	5	6	7	8	9	10	11	12	13	14
1	Govt Schools	113622			149	21287	21287	141	825241	67	12317		57.86
2	Local Body Schools				113020	13337214	13337214	111745	474555939	68	6978764		52.33
3	Govt Aided Schools	614	8679126	234	1099	281180	281180	1067	9597206	68	141135	82.88	50.19
4	EGS Centres	0			0	0	0	0	0	0	0		0.00
5	AIE Centres	0			0	0	0	0	0	0	0		0.00
6	Madarsa /Maqalabs	137			362	120499	120499	315	3710415	61	60826		50.48
7	NCLP	0			0	0	0	0	0	0	0	0.00	0.00
	Total	114373	8679126	0	114630	13760180	13760180	113268	488688801	68	7186600	82.80	52.23

Date: _____
Place: LUCKNOW


 मध्यमिक शिक्षण
 माध्यमिक भोजन प्राधिकरण
 उत्तर प्रदेश

(Signature)
Secretary of the Nodal Department
Government of Uttar Pradesh

(प्राधो एकरा गवर्ना)
 स
 ५
 ३० श.

[Mid-Day Meal Scheme]
Quarterly Progress Report


Table: QT-1A

STATE: UTTAR PRADESH
Financial Year: 2014-15
Quarter: 2nd
Period: JULY TO SEPTEMBER 2014

Table: QT-1A: COVERAGE (Upper Primary)

Sl. No.	Types of Schools/Centres	TARGET as per MDM-PAB approval				ACHIEVEMENT										
		No. of Schools /Centres	Upper Primary	Upper Primary with Primary classes	No. of Children	No. of working days as per PAB Approval for FY	Total No. of existing schools as on date	Enrollment	Number of Children opted for MDM	No. of Schools/Centres actually served		No. of meals served	No. of working days	Average number of children (=12/13)	% coverage against PAB approval (=14/15)	% coverage against enrollment (=14/8*100)
1	2	3	4	5	6	7	8	9	10	11	12	13	14	15	16	
1	Govt Schools	46073				469	89518	89518	287	125	3002250	68	44151		49.32	
2	Local Body Schools	7627				45569	3984090	3984090	29484	15905	142039958	68	2088823		52.43	
3	Govt Aided Schools	0			234	7527	1859980	1859980	6022	867	57762592	68	849450	84.98	0.00	
4	EGS Centres	0				0	0	0	0	0	0	0	0		0.00	
5	AIE Centres	319				0	16988	16988	32	73	580319	66	8793		51.76	
6	Madarsa/Madqans	1078				616	30544	30544	441	0	657433	66	9961	50.48	32.61	
7	NCLP	55097				54296	5981120	5981120	36266	16970	204042552	68	3000626	84.78	50.17	
	Total															

Date: _____
Place: LUCKNOW


श्री ० शिक्षा
मध्यम श्रेणी प्राधिकरण
उत्तर प्रदेश, लखनऊ

(Signature)
Secretary of the Nodal Department
Government of Uttar Pradesh

(प्रवा ० एल ० गुवा)
शिक्षा सचिव
उत्तर प्रदेश सरकार
लखनऊ

[Mid-Day Meal Scheme]
Quarterly Progress Report

Table: QT-2

STATE: UTTAR PRADESH
Finance Financial Year: 2014-15
Quarter: 2nd
Period: JULY TO SEPTEMBER 2014


Table: QT-2: UTILISATION OF FOODGRAINS (PRY & U PRY)

Sl. No.	Foodgrains	PRIMARY							UPPER PRIMARY						
		Annual Allocation	Allocation for the current Qtr.	Opening Balance at the Starting of the Qtr.	Lifted from FCI during the Qtr	Aggregate quantity Consumed at School level	Balance* Stock at the end of the Qtr (col.5+6-7)	Annual Allocation	Allocation for the current Quarter	Opening Balance at the Starting of the Qtr.	Lifted from FCI during the Qtr	Aggregate quantity Consumed at School level	Balance* Stock at the end of Qtr (col.11+12-13)		
1	2	3	4	5	6	7	8	9	10	11	12	13	14		
1	Rice	136071.34	41705.40	31819.53	40963.15	32683.23	40099.45	83342.77	24061.90	13904.02	23607.29	20362.55	17148.76		
2	Wheat	67020.21	21484.60	20154.77	21287.64	16184.22	25258.19	41049.42	12395.53	8472.21	12188.24	10211.17	10449.28		
	Total	203091.55	63190.00	51974.31	62250.79	48867.45	65357.64	124392.19	36457.43	22376.23	35795.53	30573.71	27598.04		

* includes unspent balance at State, District, Block and schools/cooking agencies level at the end of quarter

Date: _____
Place: LUCKNOW

(Signature)
Secretary of the Nodal Department
Government/UT Administration of _____


श्री निदेशक
मध्यमिक भोजन प्राधिकरण
उत्तर प्रदेश, लखनऊ

(रखो रसो गुत्ता)
सचिव
शिक्षण विभाग
लखनऊ

[Mid-Day Meal Scheme]
Quarterly Progress Report

Table: QT-2A

STATE: UTTAR PRADESH

Financial Year: 2014-15

Quarter: 2nd

Period: JULY TO SEPTEMBER 2014

Table: QT-2A: STATUS OF PAYMENT OF COST OF FOOD GRAINS TO FCI

Stage	Foodgrain allocated for the quarter(in MTs)	Funds Released by GOI (Rs. in lakh)	Foodgrain lifted during the quarter	Bill raised by FCI		Payment to FCI	
				Qty (in MT)	Amount (Rs in Lakhs)	Qty (in MT)	Amount (Rs in Lakhs)
1	2	3	4	5	6	7	8
Primary + Upper Primary	99647.43	2479.38	98046.32	76498.99	4323.42	38150.18	2043.98
Total	99647.43	2479.38	98046.32	76498.99	4323.42	38150.18	2043.98


Date: _____

Place: LUCKNOW



(Signature)

Secretary of the Nodal Department
Government/UT Administration of _____


 जिलाधिकारी
 लखनऊ

(एचओ गुप्त)
 सचिव
 शैक्षिक शिक्षा विभाग
 स० प्र० शासन 1

[Mid-Day Meal Scheme]
Quarterly Progress Report

Table: QT-3

STATE: UTTAR PRADESH

Financial Year: 2014-15

Quarter: 2nd

Period: JULY TO SEPTEMBER 2014

Table: QT-3: UTILISATION OF CENTRAL ASSISTANCE TOWARDS COOKING COST (PRY & U PRY)


Sl. No.	Stage	Allocation for the current FY			Opening Balance at the beginning of the Quarter (Note: 1)			Cooking assistance released during the Qtr.			Cooking cost expenditure during the Qtr. (Note: 2)			Unspent Balance at the end of the Quarter		
		Central Share	State Share	Total	Central share	State Share	Total	Central share	State Share	Total	Central share	State Share	Total	Central share	State Share	Total
1	2	3	4	5	6	7	8	9	10	11	12	13	14	15	16	17
1	Primary	50975.98	16856.60	67832.58	9491.35	11555.82	21047.17	13151.54	4384.08	17535.62	12969.55	4323.18	17292.73	9673.34	11616.72	21290.06
2	Upper Primary	31098.05	10366.02	41464.07	10165.22	2606.89	12772.11	7854.69	2618.60	10473.29	8027.14	2675.71	10702.85	9992.77	2549.78	12542.55
	Total	82074.03	27222.62	109296.65	19656.57	14162.71	33819.28	21006.23	7002.68	28008.91	20996.69	6998.89	27995.58	19666.11	14166.50	33832.61

Note 1: Includes Central Assistance & State Contribution, both in terms of funds and monetary value of the commodities supplied by the State/UT and remain unspent at State, District, Block, Village/Panchayat & School/cooking agency levels.

Note 2: It is only the actual expenditure at the school level including monetary value of the commodities supplied by the State/UT and consumed at schools/cooking agencies level. It does not include the unspent balance at the schools/cooking agencies level.

Date: _____
Place: LUCKNOW

(Signature)
Secretary of the Nodal Department
Government/UT Administration of _____


13/9/14
श्री प्रदीप कुमार
सहायक
श्रीमान प्राथमिक शिक्षक
उत्तर प्रदेश, लखनऊ

(प्रधान प्रशासक)
श्रीमान
सहायक शिक्षक
उत्तर प्रदेश

[Mid-Day Meal Scheme]
Quarterly Progress Report

Table: QT-4

STATE: UTTAR PRADESH

Financial Year: 2014-15

Quarter: 2nd

Period: JULY TO SEPTEMBER 2014

Table: QT-4:UTILIZATION OF CENTRAL ASSISTANCE TOWARDS COOK-CUM-HELPER

Sl. No.	Stage	Total No. of cook-cum-helpers approved	No. of cook-cum-helpers working during the Qtr.	Funds released during the quarter			Opening Balance in the beginning of the quarter			Expenditure			Unspent Balance at the end of the quarter		
				Central share	State Share	Total	Central share	State Share	Total	Central share	State Share	Total	Central share	State Share	Total
1	2	3	4	5	6	7	8	9	10	11	12	13	14	15	16
1	Primary	309810	280836	12269.91	4090.13	16360.04	-2064.60	13512.53	11447.93	8087.77	2695.92	10783.69	2117.55	14906.73	17024.28
2	U Primary	124222	118845												
	Total	434032	399681	12269.91	4090.13	16360.04	-2064.60	13512.53	11447.93	8087.77	2695.92	10783.69	2117.55	14906.73	17024.28

Date: _____
Place: LUCKNOW



70
महानगर
महानगर भोजन प्राधिकरण
उत्तर प्रदेश, लखनऊ

(Signature)
Secretary of the Nodal Department
Government/UT Administration of _____

(प्राप्त) १० गुप्त
सचिव
शिक्षा विभाग
लखनऊ शासन।

[Mid-Day Meal Scheme]
Quarterly Progress Report

Table: QT-5

STATE: UTTAR PRADESH

Financial Year: 2014-15


Quarter: 2nd

Period: JULY TO SEPTEMBER 2014

Table: QT-5:UTILIZATION OF CENTRAL ASSISTANCE TOWARDS MME & TRANSPORTATION (PRY & UPRY)

Sl. No.	ITEMS	Allocation for the current FY	Opening Balance at the beginning of the Quarter	Central assistance received during the Qtr.	Expenditure during the Qtr.	Unspent Balance at the end of the Quarter [Col. 4+5-6]	Expenditure from State/UT own resources, if any
1	2	3	4	5	6	7	8
1	Management, Monitoring and Evaluation (MME)	2416.61	158.34	0	98.55	59.79	
2	Transport Assistance	2456.13	485.407	0	119.94	365.467	
	Total	4872.74	643.747	0	218.49	425.257	

Date: _____
Place:LUCKNOW


 उत्तर प्रदेश
 मानव संसाधन विभाग
 लखनऊ

(Signature)
Secretary of the Nodal Department
Government/UT Administration of _____

(एच० एन० गुप्ता)
सचिव
बैरिक शिक्षा विभाग
30 प्र० शासन।

[Mid-Day Meal Scheme]
Quarterly Progress Report

Table: QT-6

STATE: UTTAR PRADESH

Financial Year: 2014-15

Quarter: 2nd


Period: JULY TO SEPTEMBER 2014

Table: QT-6: UTILISATION OF CENTRAL ASSISTANCE TOWARDS CONSTRUCTION OF KITCHEN-CUM-STORES

Sl. No.	Years	PRIMARY				FINANCIAL PROGRESS (Rs. in Lakhs)			UPPER PRIMARY				FINANCIAL PROGRESS (Rs. in Lakhs)	
		Target (Units Sanctioned)	Constructed	In Progress	Not Started	Amount Sanctioned	Expenditure	Target (Units Sanctioned)	Constructed	In Progress	Not Started	Amount Sanctioned	Expenditure	
1	2	3	4	5	6	7	8	9	10	11	12	13	14	
1	2006-07	13117	13119	0	0	787010000	786651000	0	0	0	0	0	0	
2	2007-08	33014	33019	0	3	1957458500	1956992500	15557	15556	0	3	933385000	932058000	
3	2008-09	15185	15185	0	0	895915000	895915000	2670	2666	0	4	157885000	157649000	
4	2009-10	4728	4724	0	4	278947000	278711000	434	434	0	0	25617625	25617625	
5	2010-11	17160	17073	69	18	1010295350	1005173225	2891	2887	4	0	170207725	169972475	
	2011-12	3353	3353	0	0	200999275	200999275	2358	2241	41	76	135235900	110228745	
6	2013-14	1324	457	316	70	112540000	657050000	1806	920	280	339	153510000	102000000	
	TOTAL	87881	86930	385	95	5243165125	5190147000	25716	24704	325	422	1575841250	1497525845	

वर्ष 2013-14 में आवंटित 3130 किचन शेट के सापेक्ष 748 यूनिट की धनराशि कतिपय जनपदों द्वारा समर्पित की गयी है। (11 AZAMGARH, 7 BULANDSHAHAR, 49 AMETHI, 5 FARRUKHABAD, 187 G.B. NAGAR, 360 MATHURA, 2 MEERUT, 1 SHRAWAST AND 126 SITAPUR

Date: _____
Place: LUCKNOW


Secretary of the Nodal Department
Government/UT Administration of _____

(Signature)
Secretary of the Nodal Department
Government/UT Administration of _____

(एचओ एलओ द्वारा)
सचिव
शैक्षिक विभाग
30 प्रो शां

[Mid-Day Meal Scheme]
Quarterly Progress Report

Table: QT-7

STATE: UTTAR PRADESH

Financial Year: 2014-15

Quarter: 2nd

Period: JULY TO SEPTEMBER 2014


Table: QT-7: UTILISATION OF CENTRAL ASSISTANCE TOWARDS PROCUREMENT OF KITCHEN DEVICES


Sl. No.	Years	PRIMARY						UPPER PRIMARY					
		No. of Schools /Centres			FINANCIAL PROGRESS (Rs. in lakhs)			PHYSICAL PROGRESS			FINANCIAL PROGRESS (Rs. in lakhs)		
		Target (Units Sanctioned)	Procured	In Progress	Not Procured	Amount Sanctioned	Expenditure	Target (Units Sanctioned)	Procured	In Progress	Not Procured	Amount Sanctioned	Expenditure
1	2	3	4	5	6	7	8	9	10	11	12	13	14
1	2006-07	29466	29030	436	-	1473.30	1451.50	0	0	0	0	0.00	0.00
2	2007-08	47938	47270	668	-	2396.90	2363.50	20000	19932	68	-	1000.00	996.60
3	2008-09	25413	25359	54	-	1270.65	1267.95	21586	21133	453	-	1079.30	1056.65
4	2009-10	-	-	-	-	-	-	-	-	-	-	-	-
5	2010-11	-	-	-	-	-	-	-	-	-	-	-	-
	Total	102817	101659	1158	0	5140.85	5082.95	41586	41065	521	0	2079.30	2053.25

Sl. No.	Years	PRIMARY+UPPER PRIMARY						FINANCIAL PROGRESS	
		No. of Schools /Centres			Amount			Amount	Expenditure
		Target	Procured	In Progress	Not Procured	7	8		
1	2	3	4	5	6	7	8		
6	2011-12	15033	14674	0	359	751.65	733.70		
7	2012-13	9064	8381	0	683	453.50	419.05		
8	2012-13	9970	9308	0	662	498.50	465.40		
9	2014-15	34607	1724	0	32883	1730.35	86.20		
10	2014-15	10932	708	0	10224	546.60	35.40		
	Total	79606	34795	0	44811	3980.60	1739.75		

Note 1: Out of 359 Units in Col:6, 18 Laps and 241 Surrender in FY 2011-12
 Note 2: Out of 683 Units in Col:6, 606 Laps and 77 Surrender in FY 2012-13
 Note 3: Out of 662 Units in Col:6, 439 Surrender in FY 2012-13

Date: _____
 Place: LUCKNOW


 (Signature)
 Secretary of the Nodal Department
 Government of Uttar Pradesh


 (Signature)
 Secretary of the Nodal Department
 Government of Uttar Pradesh

(सचिव एलओ गुस्ता)
 सचिव
 नोडल विभाग
 30 अ

[Mid-Day Meal Scheme]
Quarterly Progress Report

Table - QT-8

STATE: UTTAR PRADESH

Financial Year: 2014-15


Quarter: 2nd

Period: JULY TO SEPTEMBER 2014

Table: QT-8: Inspections Carried Out by State / UT official

Stage	No. of Institutions	No. of institutions inspected				No. of Centralized Kitchen	No. Centralized kitchen inspected			
		Till last Quarter	During the Quarter	Total covered till the end of Quarter	Total coverage in %		Till last Quarter	During the Quarter	Total covered till the end of Quarter	Total coverage in %
1	2	3	4	5=(3+4)	6	7	8	9	10=(8+9)	11
Primary	114630									
Upper Primary	54296	58218	125457	183675	108.73	205	250	254	504	245.85
Total	168926	58218	125457	183675	108.73	205	250	254	504	245.85

Date: _____
Place: LUCKNOW


 18/9/14
 जिला प्रशासक
 मध्याह्न भोजन प्राधिकरण
 उत्तर प्रदेश, लखनऊ

(Signature)
 Secretary of the Nodal Department
 Government/UT Administration of _____

(प्रधान मंत्री गुप्त)
 प्रधान मंत्री गुप्त
 प्रधान मंत्री गुप्त

[Mid-Day Meal Scheme]
Quarterly Progress Report

Table: QI-9

STATE: UTTAR PRADESH

Financial Year: 2014-15

Quarter: 2nd

Period: JULY TO SEPTEMBER 2014


Table: QI-9: School Health Programme - (Primary & Upper Primary)

Coverage under School Health Programme													
Stage	Health Check up carried out			Distribution of Iron Folic Acid Tablets		Distribution of De-worming Tablets		Visually Impaired		Weight Measurement		Measurement of Height	
	No. of Schools/Centers	No. of Children		No. of Schools /Centres	No. of Children	No. of Schools /Centres	No. of Children	No. of Children with refractive error	No. of Children received spectacles	No. of Schools	No. of Children	No. of Schools	No. of Children
1	2	3		4	5	6	7	8	9	10	11	12	13
Primary+Upper Primary	66622	3767666		66622	3767666	66622	3767666	239383	24581	66622	3767666	66622	3767666

- Note :
1. The above information is received from the office of the National Rural Health Mission, UP.
 2. Eye checkup and Distribution of spectacles is done under National Programme for Control of Blindness, UP.
 3. The Programme is now in its second round of screening.

Date: _____
Place:LUCKNOW

(Signature)
Secretary of the Nodal Department
Government/UT Administration of _____


उत्तर प्रदेश
शिक्षण
मंत्रालय
बोर्ड
मध्यम
विद्यालय
लखनऊ

(एचओ एलओ गुप्त)
सचिव
शैक्षिक विभाग
उ० प्र० शासन ।

[Mid-Day Meal Scheme]
Quarterly Progress Report

Table - QT-10

STATE: UTTAR PRADESH

Financial Year: 2014-15

Quarter: 2nd

Period: JULY TO SEPTEMBER 2014

Table: QT-10: Monitoring and Evaluation [Primary + Upper Primary]

A. State Steering-cum-Monitoring Committee

1. Date of Constitution of SSMC: -	25-Jun-04
2. Whether meeting of SSMC held during the Quarter: -	No
3. If yes: -	-
(i) Whether representatives of MHRD attended the meeting	No
ii) Whether representatives of MI attended the meeting	No
iii) Gist of the important decisions	
4. Date of last meeting prior to the one mentioned in (2): -	10-01-2012

B. No. of SMC meetings at District level

Quarter	Total No. of districts	No. of districts having SMCs	No. of Meetings held during quarter
1	2	3	4
2	75	75	225
3			
4			

C. Major occurrences if any, related to food supply

Occurrence pending at the beginning of the Qtr.		Occurrence came to notice during the Qtr.				Occurrence attended during the Qtr		Occurrence pending at the end of the Qtr.			
No. of Occ.	No. fell ill	No. died	No. of Occ.	No. fell ill	No. died	No. found actionable	No. found non-	Total	No. of Occ.	No. fell ill	No. died
1	2	3	4	5	6	7	8	9	10	11	12
Nil											

D. Cases of social/gender discrimination : Please give details of the incidents and action taken thereon. Nil

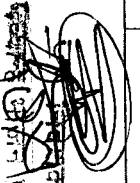
E. Impact/Evaluation Studies Commissioned, if any, during the Quarter

Institute /Agency to which Commissioned	Study for the period	Area where study would be carried out	Date when commissioned	Time Limit for Receipt of Report


E. Major Conclusions of Impact/Evaluation Study Reports Received, if any, during the Quarter

Months during which study carried out, and Date of Report	Gist of Findings	Action taken on the Findings

Date: _____
Place: LUCKNOW


 (Signature)
 Secretary of the Midal Department
 Government of Uttar Pradesh

(Signature)
 Secretary of the Midal Department
 Government of Uttar Pradesh


 (Stamp)
 Government of Uttar Pradesh

[Mid-Day Meal Scheme]
Quarterly Progress Report

Table: QT-11

STATE: UTTAR PRADESH

Financial Year: 2014-15


Quarter: 2nd

Period: JULY TO SEPTEMBER 2014

Table: QT-11: Availability of other Infrastructure [Primary + Upper Primary]

Total No. of Schools/Centres	Availability of Gas based cooking: No. of Schools/Centres				Availability of Toilet Facility: No. of Schools/Centres			Availability of Drinking water facility: No. of Schools/Centres		
	Till last Qtr.	Provided during the Qtr.	Till the end of the Qtr.	Till last Qtr.	Provided during the Qtr.	Till the end of the Qtr.	Till last Qtr.	Provided during the Qtr.	Till the end of the Qtr.	
1	2	3	4	5	6	7	8	9	10	
169470	98581	429	99010	151355	759	152114	154012	969	154981	

Date: _____
Place: LUCKNOW


Secretary of the Nodal Department
Government/UT Administration of _____

(Signature)
Secretary of the Nodal Department
Government/UT Administration of _____

(Date)
Secretary of the Nodal Department
Government/UT Administration of _____