

प्रेषक,  
निहालुद्दीन खॉ,  
उप सचिव,  
उ0प्र0 शासन।

सेवा में,  
महाप्रबन्धक,  
क्षेत्रीय कार्यालय,  
भारतीय खाद्य निगम,  
विभूति खण्ड गोमती नगर लखनऊ।

शिक्षा अनुभाग-6

लखनऊ: दिनांक: 24 मार्च, 2015

विषय-भारत सरकार के पत्र सं0-5-1/2015-डेस्क (एम.डी.एम.) दिनांक 05.02.2015 द्वारा वित्तीय वर्ष 2015-16 की प्रथम छमाही (अप्रैल से सितम्बर, 2015) हेतु आवंटित खाद्यान्न उठान के संबंध में।

महोदय,

उपर्युक्त विषयक भारत सरकार के पत्र सं0-5-1/2015-डेस्क (एम.डी.एम.) दिनांक 05.02.2015 का कृपया संदर्भ ग्रहण करने का कष्ट करें, जिसके द्वारा वित्तीय वर्ष 2015-16 के प्रथम छमाही (अप्रैल से सितम्बर, 2015) हेतु खाद्यान्न का आवंटन उपलब्ध कराया गया है जो निम्नवत है:-


(मात्रा मी0टन में)

अवधि		चावल	गेहूं	योग
प्रथम त्रैमास	प्राथमिक	26749.070	13174.910	39923.980
	उच्च प्राथमिक	16271.740	8014.440	24286.180
	योग	43020.810	21189.350	64210.160
द्वितीय त्रैमास	प्राथमिक	40123.600	19762.370	59885.970
	उच्च प्राथमिक	24407.610	12021.660	36429.270
	योग	64531.210	31784.030	96315.240

2- निदेशक, मध्याह्न भोजन प्राधिकरण के पत्र दिनांक 13.03.2015 द्वारा किये गये प्रस्तावानुसार भारत सरकार द्वारा आवंटित खाद्यान्न के सापेक्ष प्रथम छमाही (अप्रैल से सितम्बर, 2015) हेतु संलग्न विवरणानुसार जनपदों के लिए खाद्यान्न आवंटन किया जा रहा है:-

(मात्रा मी0टन में)

अवधि		चावल	गेहूं	योग
प्रथम त्रैमास	प्राथमिक	26749.070	13174.910	39923.980
	उच्च प्राथमिक	16271.740	8014.440	24286.180
	योग	43020.810	21189.350	64210.160
द्वितीय त्रैमास	प्राथमिक	40123.600	19762.370	59885.970
	उच्च प्राथमिक	24407.610	12021.660	36429.270
	योग	64531.210	31784.030	96315.240



3- इस सम्बन्ध में मुझे आपसे यह कहने का निदेश हुआ है कि भारत सरकार के पत्र संख्या: 5-1/2015-डेस्क (एम0डी0एम0) दिनांक 05 फरवरी, 2015 के अनुसार प्रथम त्रैमास हेतु आवंटित खाद्यान्न के सापेक्ष खाद्यान्न उठान हेतु वैधता दिनांक 01.03.2015 से 25.06.2015 तथा द्वितीय त्रैमास के खाद्यान्न आवंटन के सापेक्ष खाद्यान्न उठान हेतु वैधता दिनांक 01.06.2015 से 25.09.2015 तक होगी।

अतः संलग्न जनपदवार विवरणानुसार खाद्यान्न आवंटन का उठान निर्धारित अवधि में कराने का कष्ट करें।

संलग्नक: यथोक्त।

भवदीय,




( निहालुद्दीन खॉ )  
उप सचिव।

संख्या एवं दिनांक तदैव।


प्रतिलिपि निम्नलिखित को सूचनार्थ एवं आवश्यक कार्यवाही हेतु प्रेषित :-

- 1- श्री गया प्रसाद, निदेशक, (एम0डी0एम0) मानव संसाधन विकास मंत्रालय भारत सरकार स्कूल शिक्षा एवं साक्षरता विभाग, शास्त्री भवन, नई दिल्ली।
- 2- अधिशासी निदेशक, भारतीय खाद्य निगम, बारखम्भा रोड, नई दिल्ली।
- 3- निदेशक, मध्याह्न भोजन प्राधिकरण, उ0प्र0 लखनऊ को उनके पत्रांक-म0भो0प्रा0 /खा/आवंटन/6385/2014-15 दिनांक 13.03.2015।
- 4- आयुक्त खाद्य एवं रसद विभाग उ0प्र0 /प्रबन्ध निदेशक, उ0प्र0 खाद्य एवं आवश्यक वस्तु निगम लि0 गोखले मार्ग, लखनऊ को इस आशय से प्रेषित कि निर्धारित अवधि में खाद्यान्न उठान की कार्यवाही सम्पादित करना सुनिश्चित करें।
- 5- जिलाधिकारी, संबंधित जनपद, उ0प्र0।
- 6- जिला बेसिक शिक्षा अधिकारी, संबंधित जनपद, उ0प्र0।

आज्ञा से,




( निहालुद्दीन खॉ )  
उप सचिव।



**[Mid-Day-Meal Scheme]  
Foodgrain Allocation to Districts for Ist Quarter (Apr to June), 2015-16**

Sr. No.	Districts	PRIMARY						UPPER PRIMARY						TOTAL		
		Target Number of Students	Foodgrains Allocation (MTs)					Target Number of Students	Foodgrains Allocation (MTs)					Foodgrains Allocation (MTs)		
			Rice	Wheat	Total	Rice	Wheat		Total	Rice	Wheat	Total				
1	2	3	4	5	6=(4+5)	7	8	9	10=(8+9)	11=(4+8)	12=(5+9)	13=(11+12)				
01	Agra	122997	529.800	260.198	789.998	44292	178.403	87.824	266.227	708.203	348.022	1056.225				
02	Alligarh	84425	429.847	211.109	640.956	60766	469.822	231.283	701.105	899.659	442.392	1342.061				
03	Allahabad	186737	703.670	345.590	1049.260	83492	505.780	248.984	754.764	1209.450	594.574	1804.024				
04	Ambedkar nagar	72997	139.349	68.438	207.787	37641	97.274	47.886	145.160	236.623	116.324	352.947				
05	Auraiya	59189	252.803	124.158	376.961	28551	145.837	71.792	217.629	398.640	195.950	594.590				
06	Azamgarh	182569	642.020	320.090	962.110	74718	429.146	211.260	640.406	1071.166	531.350	1602.516				
07	Badam	142501	272.030	133.601	405.631	20052	129.860	63.927	193.787	401.890	197.528	599.418				
08	Baghpat	34686	95.780	47.040	142.820	55892	128.004	63.014	191.018	223.784	110.054	333.838				
09	Bahraich	189189	710.305	348.849	1059.154	60231	346.226	170.440	516.666	987.150	485.214	1502.422				
10	Ballia	162420	640.924	314.774	955.698	28320	147.196	72.461	219.657	482.830	237.300	720.130				
11	Balrampur	108342	335.634	164.839	500.473	43042	235.024	115.698	350.722	406.054	199.695	605.749				
12	Banda	89593	171.030	83.997	255.027	28320	147.196	72.461	219.657	482.830	237.300	720.130				
13	Barabanki	131911	472.350	231.983	704.333	50143	261.612	128.786	390.398	733.962	360.769	1094.731				
14	Bareilly	132728	462.678	227.233	689.911	47211	216.262	106.461	322.723	678.940	333.694	1012.634				
15	Basti	101030	339.075	166.528	505.603	46364	199.036	97.981	297.017	538.111	264.509	802.620				
16	Bhadohi	58545	183.185	89.966	273.151	29274	185.574	91.354	276.927	368.758	181.320	550.078				
17	Bijnour	122884	483.990	237.699	721.689	72675	439.264	216.241	655.505	923.254	453.940	1377.194				
18	Bulandshahar	94478	0.000	0.000	0.000	47227	0.000	0.000	0.000	0.000	0.000	0.000				
19	Chandauli	86240	309.881	152.190	462.071	42175	226.664	111.582	338.246	536.545	263.772	800.317				
20	Chitrakoot	61266	220.411	108.250	328.661	26494	137.040	67.462	204.502	357.451	175.712	533.163				
21	CSM Nagar	71163	163.996	80.543	244.539	26335	90.373	44.488	134.861	254.369	125.031	379.400				
22	Deoria	112232	307.894	151.215	459.109	53957	229.583	113.019	342.602	537.477	264.234	801.711				
23	Etah	73597	258.969	127.186	386.155	30653	167.114	82.267	249.381	426.083	209.453	635.536				
24	Faizabad	99815	350.060	171.923	521.983	46081	218.712	107.667	326.379	568.772	279.590	848.362				
25	Farrukhabad	78502	321.890	158.088	479.978	35135	196.841	96.901	293.742	518.731	254.989	773.720				
26	Fatehpur	108349	393.927	193.468	587.395	44011	220.043	108.322	328.365	613.970	301.790	915.760				
27	Firozabad	77847	251.623	123.578	375.201	28623	128.431	63.224	191.655	380.054	186.802	566.856				
28	G.B. Nagar	32971	120.535	59.198	179.733	13096	84.034	41.368	125.402	204.569	100.566	305.135				
29	Ghazipur	148664	612.088	300.612	912.700	48039	268.841	132.344	401.185	880.929	432.956	1313.885				
30	GhaziYabab	35380	160.914	79.028	239.942	19414	134.210	66.069	200.279	295.124	145.097	440.221				
31	Gonda	159195	544.665	267.499	812.164	54623	346.179	170.417	516.596	890.844	437.916	1328.760				
32	Gorakhpur	148320	644.558	316.559	961.117	61847	352.454	173.506	525.960	997.012	490.065	1487.077				
33	Hameerpur	42147	188.718	92.684	281.402	23138	130.281	64.134	194.415	318.999	156.818	475.817				
34	Hardoi	233433	944.858	464.043	1408.901	86250	441.472	217.328	658.800	1386.330	681.371	2067.701				
35	Hathras	57692	257.463	126.447	383.910	24385	128.311	63.164	191.475	385.774	189.611	575.385				
36	Itawah	58184	207.334	101.886	309.161	31473	146.452	72.095	218.547	353.786	173.922	527.708				
37	J.P. Nagar	58970	158.994	78.086	237.080	26614	132.301	65.130	197.431	291.895	143.216	434.511				
38	Jalaun	59097	112.812	55.405	168.217	29629	105.066	51.722	156.788	217.878	107.127	325.005				
39	Jaunpur	167459	552.023	271.112	823.135	96156	415.688	204.634	620.322	967.711	475.746	1443.457				
40	Jhansi	63202	235.320	115.572	350.892	32217	168.522	82.960	251.482	403.842	198.532	602.374				
41	Kannauj	77246	246.383	121.005	367.388	33500	232.623	114.515	347.138	479.006	235.520	714.526				

Sr. No.	Districts	PRIMARY					UPPER PRIMARY					TOTAL					
		Target Number of Students		Foodgrains Allocation (MTs)			Target Number of Students		Foodgrains Allocation (MTs)			Target Number of Students		Foodgrains Allocation (MTs)			
		3	4	5	Wheat	Rice	Total	7	8	9	Wheat	Rice	Total	10=(8+9)	11=(4+8)	12=(5+9)	Total
1	2																
42	42-Kanpur Dehat	71050	291.638	143.230	434.868	34041	227.855	112.169	340.024	519.493	255.399	774.892					
43	43-Kanpur Nagar	83352	291.481	143.154	434.635	40408	223.187	109.870	333.057	514.668	253.024	767.692					
44	44-Kashiram Nagar	67969	285.266	140.101	425.367	22576	96.288	47.401	143.689	381.554	187.502	569.056					
45	45-Kaushambi	65777	243.561	119.619	363.180	20727	132.158	65.058	197.216	375.719	184.677	560.396					
46	46-Kushinagar	146967	552.204	271.201	823.405	47153	231.540	113.982	345.522	783.744	385.183	1168.927					
47	47-Lakhimpur Kheri	217733	868.383	426.485	1294.868	91621	574.215	282.674	856.889	1442.598	709.159	2151.757					
48	48-Lalitpur	71850	308.144	151.337	459.481	35429	208.099	102.443	310.542	516.243	253.780	770.023					
49	49-Lucknow	97514	276.650	135.869	412.519	44084	290.922	143.215	434.137	567.572	279.084	846.656					
50	50-Mahoba	42370	167.145	82.090	249.235	21745	132.212	65.085	197.297	299.357	147.175	446.532					
51	51-Mahrajganj	113961	417.616	205.102	622.718	43229	214.383	105.536	319.919	631.999	310.638	942.637					
52	52-Mainpuri	67773	234.791	115.311	350.102	27483	94.294	46.419	140.713	329.085	161.730	490.815					
53	53-Mathura	66407	465.982	228.855	694.837	29133	258.581	127.294	385.875	724.563	356.149	1080.712					
54	54-Mau	80599	263.302	129.314	392.616	37557	153.962	75.792	229.754	417.264	205.106	622.370					
55	55-Meerut	56463	216.588	106.372	322.960	38593	126.863	62.452	189.315	343.451	168.824	512.275					
56	56-Mirzapur	127696	448.816	220.425	669.241	49834	234.567	115.472	350.039	683.383	335.897	1019.280					
57	57-Muradabad	78543	294.269	144.523	438.792	34447	220.333	108.465	328.798	514.602	252.988	767.590					
58	58-Muzaffarnagar	65674	247.025	121.320	368.345	32367	118.861	58.512	177.373	365.886	179.832	545.718					
59	59-Pilibheet	74032	141.326	69.409	210.735	34628	89.486	44.052	133.538	230.812	113.461	344.273					
60	60-Pratapgarh	117277	430.017	211.192	641.209	57363	325.450	160.212	485.662	755.467	371.404	1126.871					
61	61-Rai Bareilly	94856	181.076	88.931	270.007	41016	105.994	52.179	158.173	287.070	141.110	428.180					
62	62-Rampur	71738	89.165	76.786	165.951	25314	20.305	14.206	34.511	109.470	90.992	200.462					
63	63-Saharanpur	81745	296.597	145.666	442.263	41521	259.341	127.668	387.009	555.938	273.334	829.272					
64	64-Santkabinagar	69393	287.830	141.360	429.190	27321	149.258	73.477	222.735	437.088	214.837	651.925					
65	65-Shahjahanpur	155043	652.677	320.546	973.223	66939	366.415	180.378	546.793	1019.092	500.924	1520.016					
66	66-Shravasti	55812	106.544	52.327	158.871	17872	46.186	22.736	68.922	152.730	75.063	227.793					
67	67-Siddharthnagar	162801	991.503	486.952	1478.455	49702	290.043	142.782	432.825	1281.546	629.734	1911.280					
68	68-Sitapur	247577	922.106	452.869	1374.975	98259	668.523	329.099	997.622	1590.629	781.968	2372.597					
69	69-Sonbhadra	106097	488.993	240.157	729.150	37317	234.044	115.215	349.259	723.037	355.372	1078.409					
70	70-Sultanpur	98984	413.746	203.201	616.947	39874	197.113	97.035	294.148	610.859	300.236	911.095					
71	71-Unnao	107354	409.174	200.955	610.129	38700	197.644	97.296	294.940	606.818	298.251	905.069					
72	72-Varanasi	128974	453.664	222.805	676.469	68532	310.189	152.700	462.889	763.853	375.505	1139.358					
73	73-Bheem Nagar	94156	349.283	171.541	520.824	34213	191.992	94.513	286.505	541.275	266.054	807.329					
74	74-Panchsheel Nagar	23998	103.562	50.862	154.424	16069	109.053	53.684	162.737	212.615	104.546	317.161					
75	75-Prabuddh Nagar	40152	129.160	63.433	192.593	13230	59.789	29.432	89.221	188.949	92.865	281.814					
	TOTAL	7439885	26749.070	13174.910	39923.980	3152133	16271.740	8014.440	24286.180	43020.810	21189.350	64210.160					

  
 (निहालुद्दीन खॉं)  
 उप सचिव


[Mid-Day-Meal Scheme]

Foodgrain Allocation to Districts for IInd Quarter (July to Sep), 2015-16

In MTS.

Sr. No.	Districts	PRIMARY						UPPER PRIMARY						TOTAL		
		Target Number of Students		Foodgrains Allocation				Target Number of Students		Foodgrains Allocation				Foodgrains Allocation		
		3	4	Rice	Wheat	5	6=(4+5)	7	8	Rice	Wheat	9	10=(8+9)	11=(4+8)	12=(5+9)	13=(11+12)
1	01-Agra	122997	779.146	383.640	1162.786	44292	262.973	129.501	392.474	1042.119	513.141	1555.260				
2	02-Aligarh	84425	632.151	311.261	943.412	60766	692.533	341.040	1033.573	1324.684	652.301	1976.985				
3	03-Allahabad	186737	1034.847	509.541	1544.388	83492	745.537	367.142	1112.679	1780.384	876.683	2657.067				
4	04-Ambedkar nagar	72997	204.933	100.905	305.838	37641	143.384	70.609	213.993	348.317	171.514	519.831				
5	05-Auraiya	59189	371.782	183.059	554.841	28551	214.968	105.882	320.850	586.750	288.921	875.671				
6	06-Azamgarh	182569	944.181	471.944	1416.125	74718	632.575	311.514	944.089	1576.756	783.458	2360.214				
7	07-Badaun	142501	400.058	196.983	597.041	50250	191.418	94.264	285.682	591.476	291.247	882.723				
8	08-Baghpat	34686	140.859	69.356	210.215	20052	188.683	92.917	281.600	329.542	162.273	491.815				
9	09-Bahraich	189189	1044.604	514.347	1558.951	55892	437.848	215.620	653.468	1482.452	729.967	2212.419				
10	10-Ballia	162420	942.570	464.107	1406.677	60231	510.350	251.324	761.674	1452.920	715.431	2168.351				
11	11-Balrampur	108342	493.597	243.040	736.637	28320	216.971	106.848	323.819	710.568	349.888	1060.456				
12	12-Banda	89593	251.523	123.847	375.370	43042	346.434	170.602	517.036	597.957	294.449	892.406				
13	13-Barabanki	131911	694.656	342.038	1036.694	50143	385.626	189.901	575.527	1080.282	531.939	1612.221				
14	14-Bareilly	132728	680.433	335.035	1015.468	47211	318.777	156.982	475.759	999.210	492.017	1491.227				
15	15-Basti	101030	498.657	245.531	744.188	46364	293.385	144.479	437.864	792.042	390.010	1182.052				
16	16-Bhadohi	58545	269.398	132.647	402.045	29274	273.541	134.706	408.247	542.939	267.353	810.292				
17	17-Bijnour	122884	711.777	350.467	1062.244	72675	647.491	318.859	966.315	1359.268	669.326	2028.594				
18	18-Bulandshahar	94478	555.025	277.139	832.164	47227	301.943	148.672	450.615	856.968	425.811	1282.779				
19	19-Chandauli	86240	455.722	224.391	680.113	42125	334.112	164.533	498.645	789.834	388.924	1178.758				
20	20-Chitrakoot	61266	324.145	159.604	483.749	26494	202.003	99.476	301.479	526.148	259.080	785.228				
21	21-CSM Nagar	71163	241.180	118.753	359.933	26335	133.214	65.601	198.815	791.214	389.606	1180.820				
22	22-Deoria	112232	452.801	222.953	678.754	53957	338.413	166.653	505.066	903.676	444.977	1348.653				
23	23-Etah	73597	380.851	187.525	568.376	30653	246.332	121.307	367.639	627.183	308.832	936.015				
24	24-Faizabad	99815	514.812	253.485	768.297	46081	322.390	158.782	481.152	837.202	412.247	1249.449				
25	25-Farrukhabad	73502	473.385	233.088	706.473	35135	290.151	142.885	433.036	763.536	375.973	1139.509				
26	26-Fatehpur	108349	579.326	285.250	864.576	44011	324.350	159.727	484.077	903.676	444.977	1348.653				
27	27-Firozabad	77847	370.046	182.205	552.251	28623	189.312	93.228	282.540	559.358	275.433	834.791				
28	28-G.B. Nagar	32971	177.265	87.281	264.546	13096	123.869	61.000	184.869	301.134	148.281	449.415				
29	29-Ghazipur	148664	900.160	443.225	1343.385	48039	396.280	195.150	591.430	1296.440	638.375	1934.815				
30	30-Ghaziyabad	35380	236.645	116.520	353.165	19414	197.830	97.422	295.252	434.475	213.942	648.417				
31	31-Gonda	19195	801.006	394.403	1195.409	54623	510.280	251.288	761.568	1311.286	645.691	1956.977				
32	32-Gorakhpur	148320	947.913	466.738	1414.651	61847	519.530	255.845	775.375	1467.443	722.583	2190.026				
33	33-Hameerpur	42147	277.536	136.654	414.190	23138	192.040	94.570	286.610	469.576	231.224	700.800				
34	34-Hardoi	233433	1389.547	684.191	2073.738	86250	650.745	320.461	971.206	2040.292	1004.652	3044.944				
35	35-Hathras	57692	378.636	186.434	565.070	24385	189.134	93.140	282.274	520.789	256.442	777.231				
36	36-Itawah	58184	304.914	150.134	455.048	31473	215.875	106.308	322.183	567.770	279.574	847.344				
37	37-J.P. Nagar	58970	233.824	115.131	348.955	26614	195.017	96.037	291.054	428.841	211.168	640.009				
38	38-Jalaun	59097	165.907	81.689	247.596	29679	154.870	76.267	231.137	320.777	157.956	478.733				
39	39-Jaunpur	167459	811.827	399.732	1211.559	96156	612.738	301.745	914.483	1424.565	701.477	2126.042				
40	40-Jhansi	63202	346.071	170.400	516.471	32217	248.407	122.330	370.737	594.478	292.730	887.208				
41	41-Kannauj	77246	362.341	178.412	540.753	33300	342.894	168.860	511.754	705.235	347.272	1052.507				
42	42-Kampur Dehat	71050	428.894	211.181	640.075	34041	335.866	165.398	501.264	764.760	376.579	1141.339				

Sr. No.	Districts	PRIMARY						UPPER PRIMARY						TOTAL				
		Target Number of Students	Foodgrains Allocation			Target Number of Students	Foodgrains Allocation			Target Number of Students	Foodgrains Allocation			Foodgrains Allocation				
			Rice	Wheat	Total		Rice	Wheat	Total		Rice	Wheat	Total	Rice	Wheat	Total		
3	4	5	6=(4+5)	7	8	9	10=(8+9)	11=(4+8)	12=(5+9)	13=(11+12)								
1	2																	
43	Kanpur Nagar	83352	428.664	211.067	639.731	40408	328.986	162.010	490.996	757.650	373.077	1130.727						
44	Kashiram Nagar	67969	419.524	206.567	626.091	22576	141.931	69.895	211.826	561.455	276.462	837.917						
45	Kaushambi	65777	358.189	176.367	534.556	20727	194.805	95.932	290.737	552.994	272.299	825.293						
46	Kushinagar	146967	812.093	399.863	1211.956	47153	341.299	168.073	509.372	1153.392	567.936	1721.328						
47	Lakhimpur Kheri	217733	1277.079	628.813	1905.892	91621	846.412	416.819	1263.231	2123.491	1045.632	3169.123						
48	Lalitpur	71850	453.170	223.134	676.304	35429	306.745	151.058	457.803	759.915	374.192	1134.107						
49	Lucknow	97514	406.852	200.328	607.180	44084	428.829	211.179	640.008	835.681	411.507	1247.188						
50	Mahoba	42370	245.811	121.033	366.844	21745	194.886	95.973	290.859	440.697	217.006	657.703						
51	Mahrajganj	113961	614.162	302.404	916.566	43229	316.009	155.619	471.628	930.171	458.023	1388.194						
52	Mainpuri	67773	345.294	170.017	515.311	27483	138.992	68.447	207.439	484.286	238.464	722.750						
53	Mathura	66407	685.292	337.426	1022.718	29133	381.157	187.701	568.858	1066.449	525.127	1591.576						
54	Mau	80599	387.223	190.663	577.886	37557	226.945	111.759	338.704	614.168	302.422	916.590						
55	Meerut	56463	318.522	156.835	475.357	38593	187.001	92.089	279.090	505.523	248.924	754.447						
56	Mirzapur	127696	660.048	324.998	985.046	49834	345.761	170.271	516.032	1005.809	495.269	1501.078						
57	Muradabad	78543	432.765	213.086	645.851	34447	324.778	159.937	484.715	757.543	373.023	1130.566						
58	Muzaffarnagar	65674	363.285	178.875	542.160	32367	175.205	86.280	261.485	538.490	265.155	803.645						
59	Pilibheet	74033	207.840	102.337	310.177	34628	131.906	64.958	196.864	339.746	167.295	507.041						
60	Pratapgarh	117277	632.401	311.383	943.784	57363	479.725	236.242	715.967	1112.126	547.625	1659.751						
61	Rai Bareilly	94856	266.298	131.121	397.419	41016	156.240	76.942	233.182	422.538	208.063	630.601						
62	Rampur	71738	361.440	173.213	534.653	25314	150.491	76.187	226.678	511.931	249.400	761.331						
63	Saharanpur	81745	436.187	214.772	650.959	41521	382.277	188.254	570.531	818.464	403.026	1221.490						
64	Santkabir Nagar	69398	423.294	208.424	631.718	27321	220.011	108.346	328.357	643.305	316.770	960.075						
65	Shahjahanpur	155043	959.854	472.616	1432.470	66939	540.108	265.979	806.087	1499.962	738.595	2238.557						
66	Shravasti	55812	156.688	77.151	233.839	17872	68.081	33.527	101.608	224.769	110.678	335.447						
67	Siddharthinagar	162801	1458.144	717.968	2176.112	49702	427.534	210.540	638.074	1885.678	928.508	2814.186						
68	Sitapur	247577	1356.087	667.716	2023.803	98259	985.425	485.276	1470.701	2341.512	1152.992	3494.504						
69	Sonbhadra	106097	719.134	354.090	1073.224	37317	344.990	169.891	514.881	1064.124	523.981	1588.105						
70	Sultanpur	98984	608.473	299.602	908.075	39874	290.552	143.083	433.635	899.025	442.685	1341.710						
71	Unnao	107354	601.748	296.291	898.039	38700	291.335	143.468	434.803	893.083	439.759	1332.842						
72	Varanasi	128974	667.177	328.507	995.684	68532	457.228	225.164	682.392	1124.405	553.671	1678.076						
73	Bheem Nagar	94156	513.670	252.922	766.592	34213	283.003	139.365	422.368	796.673	392.287	1188.960						
74	Panchsheel Nagar	23998	152.302	74.991	227.293	16069	160.747	79.161	239.908	313.049	154.152	467.201						
75	Prabuddh Nagar	40152	189.939	93.524	283.463	13230	88.127	43.400	131.527	278.066	136.924	414.990						
	TOTAL	7439885	40123.600	19762.370	59885.970	3152133	24407.610	12021.660	36429.270	64531.210	31784.030	96315.240						

  
 (निहालुदीन खॉं)  
 रप सचिव